

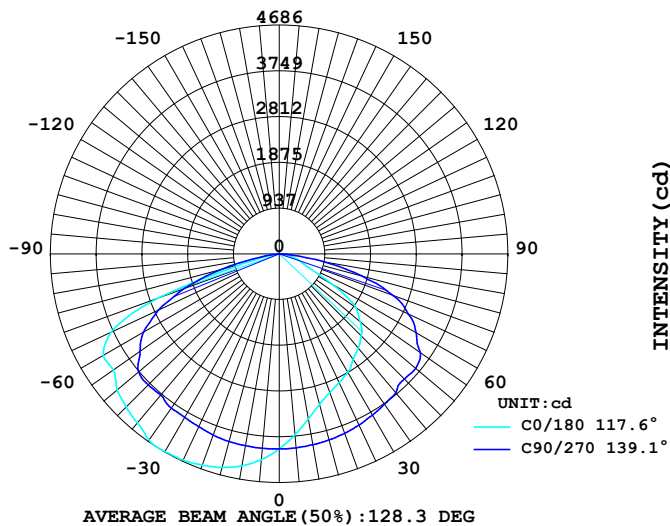
# LUMINAIRE PHOTOMETRIC TEST REPORT

Report number:

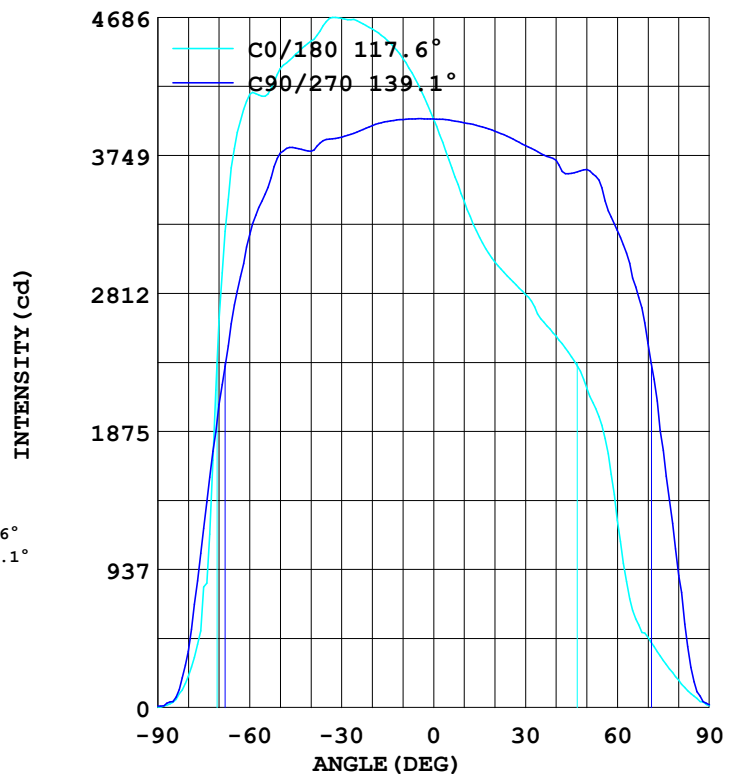
MANUFACTURER: ILUMEN GMBH	Address:	
NAME: Klose	TYPE: IL-FL19-N10040-TY4	WEIGHT:
SPECIFICATION: 2835LED、4000K、type4	DIMENSION:	SERIAL No.:

DATA OF LAMP		Imax(cd)	4686	S/MH (C0/180)	1.70
MODEL		EFFICIENCY (%)	100.0	S/MH (C90/270)	1.48
NOMINAL POWER(W)	100	TOTAL FLUX(lm)	14945	Voltage(V)	230.3
RATED VOLTAGE (V)	230	EFFICIENCY (lm/W)	149.7	Current(A)	0.439
NOMINAL FLUX(lm)	14944.6	$\eta$ up (%)	0.0	Power(W)	99.80
LAMPS QUANTITY	1	$\eta$ down (%)	100.0	Power Factor (PF)	0.987
TEST VOLTAGE (V)	230.4	Effective Flux(lm)	14944.6	EEI	0.100

LUMINOUS INTENSITY DISTRIBUTION



LUMINOUS INTENSITY DISTRIBUTION



Test System:  
 Temperature: 25.3 DEG  
 Operators:  
 Test Date: 2024.11.22

Test Set: 5.0 deg/s C-Gamma (TYPE C)  
 Humidity: 65.0%  
 Test Distance: 10.000 m  
 Remarks:

---

## Color Temperature Data List

Report number:

MANUFACTURER: ILUMEN GMBH	Address:	
NAME: Klose	TYPE:IL-FL19-N10040-TY4	WEIGHT:
SPECIFICATION:2835LED、4000K、type4	DIMENSION:	SERIAL No.:

---

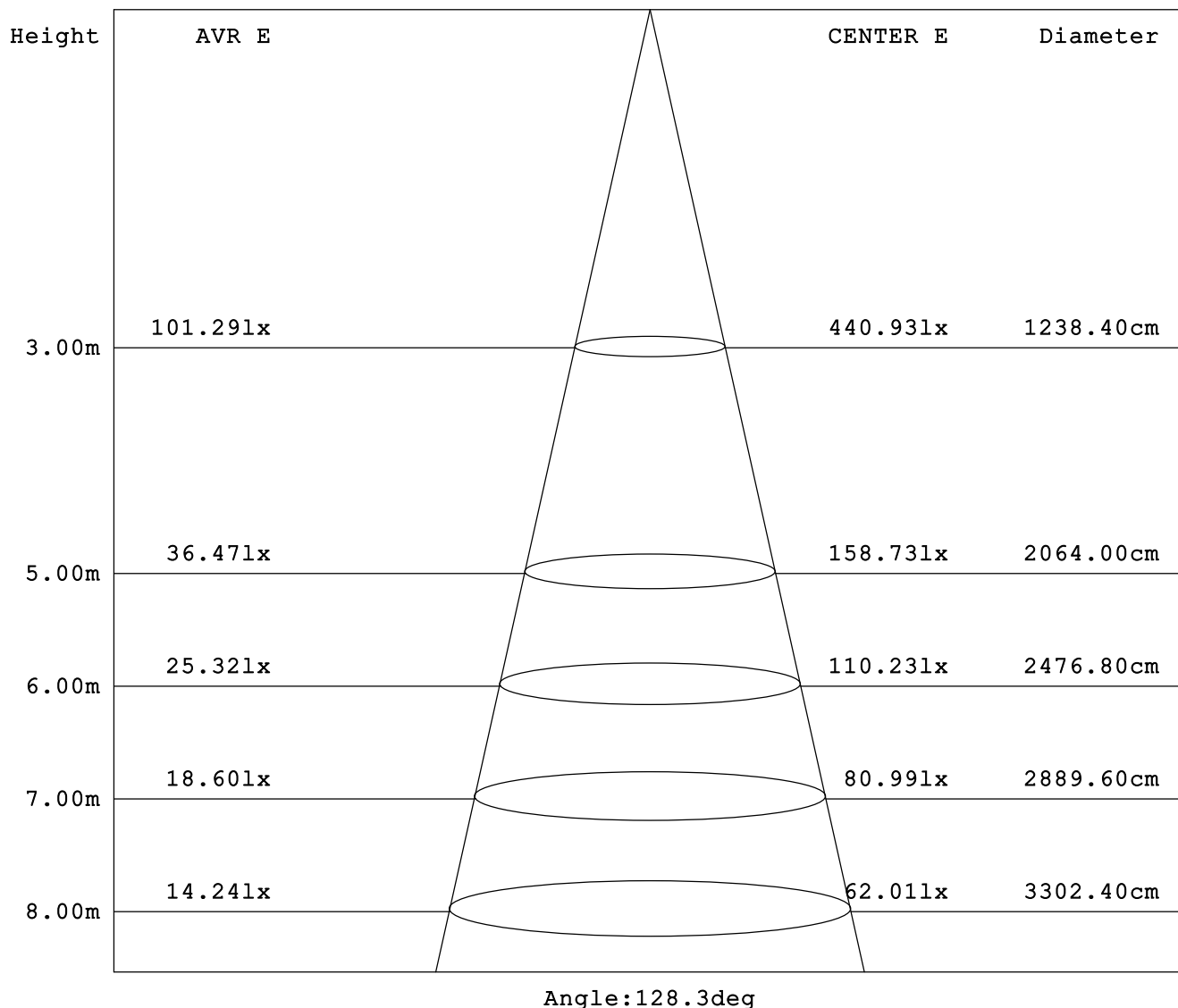
Test System:  
Temperature:25.3DEG  
Operators:  
Test Date:2024.11.22

Test Set: 5.0deg/s C-Gamma (TYPE C)  
Humidity:65.0%  
Test Distance:10.000 m  
Remarks:

## AVERAGE AND CENTER E Figure

Report number:

MANUFACTURER: ILUMEN GMBH	Address:	
NAME: Klose	TYPE:IL-FL19-N10040-TY4	WEIGHT:
SPECIFICATION:2835LED、4000K、type4	DIMENSION:	SERIAL No.:



Test System:  
Temperature:25.3DEG  
Operators:  
Test Date:2024.11.22

Test Set: 5.0deg/s C-Gamma (TYPE C)  
Humidity:65.0%  
Test Distance:10.000 m  
Remarks:

## ZONAL FLUX DIAGRAM

Report number:

MANUFACTURER: ILUMEN GMBH	Address:	
NAME: Klose	TYPE: IL-FL19-N10040-TY4	WEIGHT:
SPECIFICATION: 2835LED、4000K、type4	DIMENSION:	SERIAL No.:

γ	C0	C45	C90	C135	C180	C225	C270	C315	γ	Zone	total
5.0	4231	4161	3998	4148	3720	3806	3989	3823	0- 5	95.39	95.39
10.0	4407	4300	3993	4266	3438	3601	3971	3645	5- 10	283.7	379.1
15.0	4528	4395	3980	4356	3192	3401	3947	3479	10- 15	466.0	845.2
20.0	4608	4449	3952	4403	3028	3244	3913	3345	15- 20	640.1	1485
25.0	4663	4461	3908	4410	2911	3109	3870	3218	20- 25	805.0	2290
30.0	4679	4458	3873	4387	2805	2973	3815	3081	25- 30	958.4	3249
35.0	4657	4454	3857	4359	2640	2835	3761	2935	30- 35	1097	4346
40.0	4524	4496	3777	4352	2522	2680	3715	2766	35- 40	1216	5562
45.0	4435	4539	3799	4426	2382	2458	3627	2534	40- 45	1313	6875
50.0	4337	4483	3763	4455	2169	2219	3652	2241	45- 50	1401	8276
55.0	4150	4131	3486	4068	1916	1951	3529	1977	50- 55	1435	9712
60.0	4163	3928	3211	3750	1272	1651	3240	1651	55- 60	1394	11105
65.0	3797	3774	2734	3577	659.0	1301	2917	1271	60- 65	1309	12414
70.0	2633	3815	2058	3603	476.6	925.4	2472	864.2	65- 70	1152	13567
75.0	817.3	2728	1217	3083	319.4	416.1	1745	314.0	70- 75	838.4	14405
80.0	212.8	761.8	382.4	1155	185.4	187.8	895.9	156.9	75- 80	405.4	14811
85.0	36.29	90.18	39.14	157.9	77.80	74.84	174.2	61.95	80- 85	115.1	14926
90.0	3.100	7.382	9.471	4.088	10.89	10.47	18.38	11.04	85- 90	18.91	14945
95.0									90- 95		
100.0									95-100		
105.0									100-105		
110.0									105-110		
115.0									110-115		
120.0									115-120		
125.0									120-125		
130.0									125-130		
135.0									130-135		
140.0									135-140		
145.0									140-145		
150.0									145-150		
155.0									150-155		
160.0									155-160		
165.0									160-165		
170.0									165-170		
175.0									170-175		
180.0									175-180		
DEG	LUMINOUS INTENSITY:cd									UNIT:lm	

Test System:  
Temperature:25.3DEG  
Operators:  
Test Date:2024.11.22

Test Set: 5.0deg/s C-Gamma (TYPE C)  
Humidity:65.0%  
Test Distance:10.000 m  
Remarks:

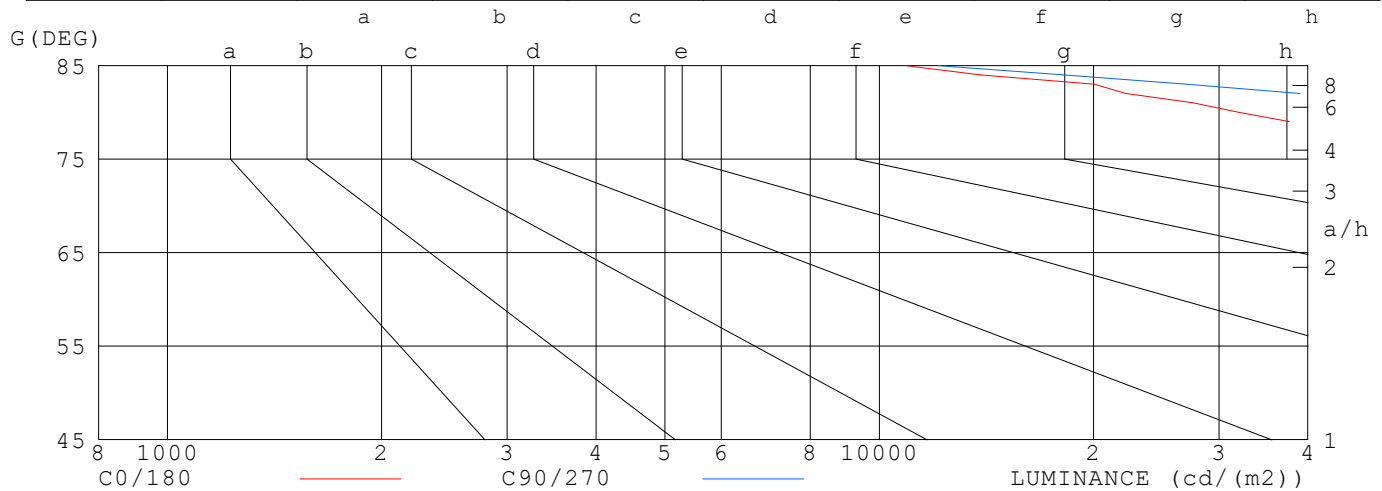
## LUMINANCE LIMITATION CURVES

Report number:

MANUFACTURER: ILUMEN GMBH	Address:	
NAME: Klose	TYPE: IL-FL19-N10040-TY4	WEIGHT:
SPECIFICATION: 2835LED、4000K、type4	DIMENSION:	SERIAL No.:

### LUMINANCE LIMITATION CURVES

GLARE	CLASS	ILLUMINANCE (lx)							
1.15	A	2000	1000	500	<=300				
1.50	B		2000	1000	500	<=300			
1.85	C			2000	1000	500	<=300		
2.20	D				2000	1000	500	<=300	
2.55	E					2000	1000	500	<=300



LUMINANCE $\text{cd}/(\text{m}^2)$		
G (DEG)	C0/180	C90/270
85	10885	12085
80	32036	59262
75	82532	126535
70	201218	161919
65	234832	174092
60	217595	172804
55	189082	163563
50	176344	157516
45	163934	144574

Test System:  
 Temperature: 25.3 DEG  
 Operators:  
 Test Date: 2024.11.22

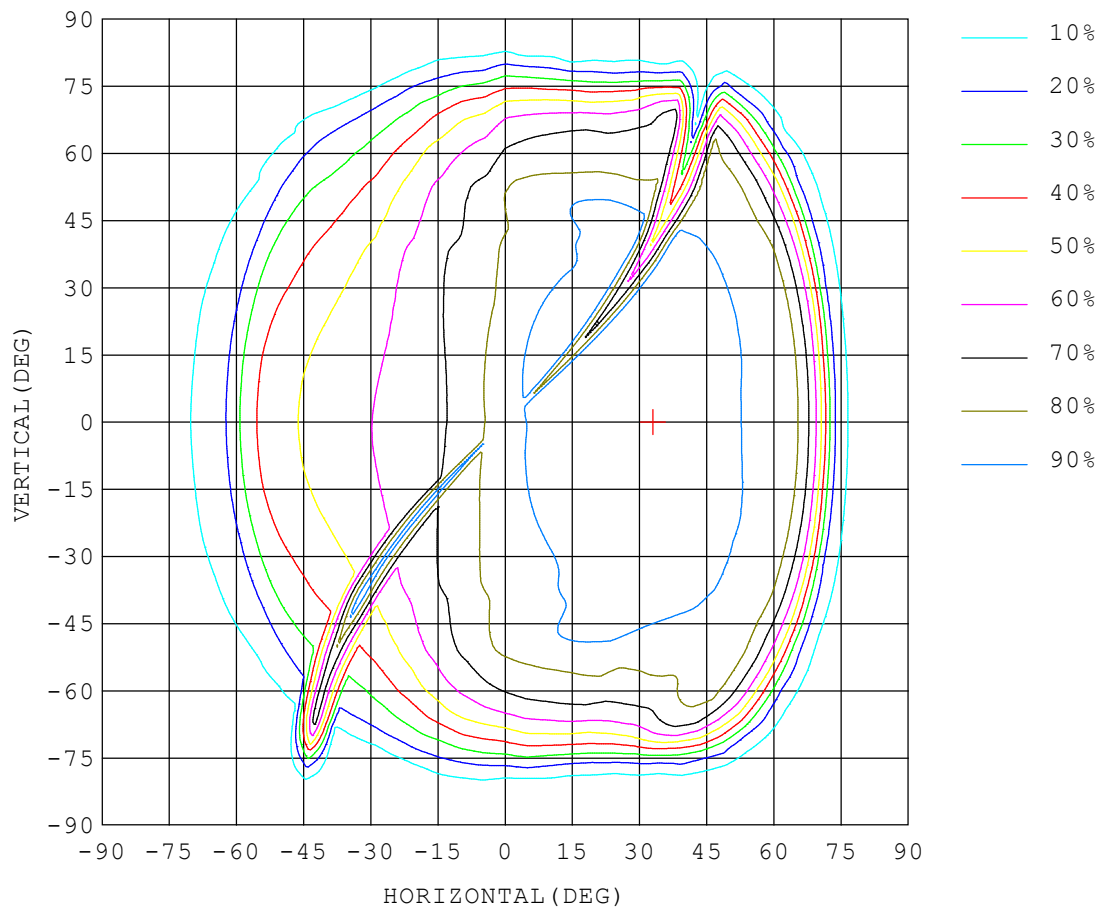
Test Set: 5.0 deg/s C-Gamma (TYPE C)  
 Humidity: 65.0%  
 Test Distance: 10.000 m  
 Remarks:

## ISOCANDELA DIAGRAM

Report number:

MANUFACTURER: ILUMEN GMBH	Address:	
NAME: Klose	TYPE: IL-FL19-N10040-TY4	WEIGHT:
SPECIFICATION: 2835LED、4000K、type4	DIMENSION:	SERIAL No.:

UNIT: cd



Test System:  
Temperature: 25.3 DEG  
Operators:  
Test Date: 2024.11.22

Test Set: 5.0 deg/s C-Gamma (TYPE C)  
Humidity: 65.0%  
Test Distance: 10.000 m  
Remarks: